

UNIVERSITY OF AL-QADISIYAH

COLLEGE OF MEDICINE

YEAR TWO HAND BOOK
2025-2026



YEAR TWO DIRECTORS

Professor Dr. Shoroq Mohamed AL-Temimi: shoroq.abas@qu.edu.iq

Professor Dr. Manal Mohammed Khadin : Manal.kadhim@qu.edu.iq

Content:

Title Page

1- Welcome words

2- Aims & Objectives of Year TWO

3- Structure of Year two Curriculum

4- Learning Resources

5- What do you expect from us?

6- What do we expect from you?

7- How much work you are expected to do?

8- Venues of learning

9- Attendance / Absence

10- Assessment

11- References & textbooks

12- Appendix I (Subject Moderators)

13 Appendix II (skills)

14-Appendix III (time table for daily session for stage TWO)

Year Two Coordinators

Professor Dr. Shoroq Mohamed AL-Temimi

Professor Dr.Radhi F. slash

Professor Dr.Anwar jasib ALmazaiel

Professor Dr.Amel Abdulallah saqban Al-ibadi

Assistant Professor Dr. Mohammed saeed Abd –Ali

Lecturer Dr- Ali Abdulhussin mousa

Professor Dr. Nael Mohammed sarheed

Welcome letter

Dear two year students,

Welcome to the two year of your study in the College of Medicine / Al-Qadisiyah University. We are the faculty members; we look forward to guiding and supporting you in your pursuit of becoming excellent healthcare professionals. We are here to help you succeed and achieve your goals, in addition to ensure that you will have all the required knowledge and skills needed in your future career as doctors and to be able to demonstrate appropriate professional behaviors and practice in an ethical manner.

Year two will give you the opportunity to learn the normal structure and function of the human body to the level required to be a junior doctor. At the same time you will start to develop an appreciation of personal and professional development, communication skills, and medical ethics.

This handbook describes the subjects that will go through the whole academic year, during the first and second semester of your Year Two in the College . Each semester will contain large group lectures (LGT), laboratory sessions for basic sciences , Small Group Learning (SGL) and seminars. Year two will include 12 subjects (Anatomy , Physiology , Biochemistry , Embryology, Histology , General pathology I , Early clinical exposure , thinking technique, , behavioral science , Computer , Arabic and Baath party crimes) . The students will be divided into 6 groups (A, B, C, D , E and F) . Each group will get training in 6 subjects once a year.

We shall begin the year with an introductory session briefing the whole year regarding objectives, timetable, and assessment. From this session we will advance to learning about major systems of the human body along semester I & II , detailed learning objectives will be provided at the beginning of each unit of subject . To assist students in learning, subjects employ a variety of activities including lectures for each subjects , with laboratory guide through small group discussions, and clinical problem solving cases for each (Anatomy , Physiology , Biochemistry , Embryology, Histology , General pathology I , Early clinical exposure ,

thinking technique) . The problem base learning through Integrated learning activities. In addition, students are expected to self-study the required readings provided from textbooks .

At the same time, you will continue to develop an appreciation of personal and professional development, communication skills, and attitude .

As a Year Coordinators, we will be happy to help you throughout your study, and to answer your questions and queries directly or throughout the year and you should not hesitate to contact us ([Appendix I](#)) .

We will be happy to receive formal or informal feedback from you about the educational program at any time ,personally via your representatives, or through discussion forums in department .

We hope that you will enjoy year Two and Two year directors

Aims and Objectives of Year Two :

Year Two in College of Medicine; University of Al-Qadisiyah aims to encourage students to possess all essential knowledge, laboratory skills, and professionalism and acquire the habit of life-long learning to meet the health care . This would be done by enhancing students' learning abilities and assisting their intellectual maturity from basic sciences correlation with essential clinical sciences that would provide them with basic knowledge, skills, and behavior in order to progress successfully through next grades in College of Medicine and future Medical career.

Learning Objectives & Outcomes:

In the Two year of medical college , the curriculum is generally structured to help you understanding the basic sciences and to deepen their appreciative of various medical specialties.

- 1. Principle knowledge of major basic branches regarding basic sciences by building on previous knowledge from first year and through Integration of basic science concepts with clinical reasoning .**
- 2. Problem based learning (PBL) sessions are going to include selected common and emergent and critical problems that will be faced by students in their later life of studying and practicing medicine.**
- 3. Small groups student based learning sessions will help students to communicate and cooperate in order to reduce time needed to build up the required deep and enormous pathologic information and to motivate students toward active process of learning.**
- 4. Choice laboratory tests applied in diagnosis and assessment of specific disease in order to solve clinical problems and describe the basic principles of prevention of infection in hospitals.**
- 5. Practical labs will be directed to create objective knowledge by students about normal histology and microscopic finding .**
- 6. Demonstrate the morphological manifestations of almost all diseases at macroscopic and microscopic level.**

7. Provide a strong foundation in anatomy, physiology, histology , biochemistry and general pathology principles relevant to various procedures.

8. Acquire progressively increasing knowledge and understanding of the normal structure and function of the body's organ systems; namely (cardiovascular system , respiratory , digestive system , endocrine , urinary and reproductive system) with the common diseases that affect these systems .

9.Acquire progressively increasing knowledge and understanding of the chemical reactions of life molecules and the metabolic processes that occur inside the human body and how they are in normal and pathological conditions .

10.Provide a strong foundation about the role of biochemistry in the clinical diagnosis and diagnostic analyzes of major diseases affecting organs using different methods, and the interpretation of laboratory results.

11. Outline on general Pathology, by describing the main aspects of the major disease processes covered in the course; etiology, pathogenesis , structural , functional changes at tissue(cellular and subcellular levels) and clinical significance as well as to demonstrate knowledge about the use of some pathological, investigations.

12.Outline on role of mechanism of cell injury , inflammatory responses(acute and chronic inflammation) , hemodynamic statement , healing and repair of tissue , list the factors predisposing to these conditions and describe the main clinical features .

13. Outline on neoplasm (types and molecular bases of cancer and immune response to cancer) and genetic disease and describe the main clinical features as well as to demonstrate knowledge about the use of some molecular investigations .

14. Recall knowledge of human structure (head , neck and internal organ), function, embryological development, and principles of histology and correlate this knowledge with clinical context.

15. Describe the gross anatomy, histology, physiology and embryological development of the peripheral and the central nervous system, the eye and the ear.

16. Perform the examination of sensory and motor systems, visual acuity, visual field, and color vision and hearing

17. Master basic practical skills (including temperature, pulse, blood pressure measurement, and respiratory rate) and appreciate the importance of these measures in terms of overall clinical examination.

18-. Enables students to process complex information, make informed clinical decisions, and apply scientific reasoning in patient care.

19-Early Clinical Exposure (ECE) is an educational approach where medical students are introduced to clinical settings, patients, and healthcare systems during the initial (pre-clinical) years of their medical education. The purpose is to bridge the gap between theoretical knowledge and clinical practice.

20. Reveal professionalism in work assignments and logbooks.

21 – Follow up the specific blue print for each branch of basic science to give idea about the assessment , the important and weight for each subjects .

22- Follow up the (Academic Program and Course Description Guide) for each branch of basic science as detailed .

Structure of Year Two Curriculum

During year two you will have 9 basic sciences and clinical sciences (Anatomy , Physiology , Biochemistry , Embryology, Histology , general pathology I, behavior sciences , thinking technique , early clinical exposure) and general principle on Computer , Arabic and Baath party crimes , that will go through the whole academic year, during the first and second semester .

The table below shows the subjects , their total hours, number of lectures, small group learning sessions , practical hours and total credits for each subjects that will go through the whole academic year, during the first and second semester .

No.	subjects	Total hours	LGT	Practical hours	Credits
1-	Anatomy	150	90	60	8
2-	Physiology	180	120	60	10
3-	Biochemistry	150	90	60	8
4-	Histology	120	60	60	6
5-	Embryology	30	30		2
6-	General pathology I	30	30		2
7-	Computer	60	30	30	3
8-	Behavior sciences	30	30		2
9-	Thinking technique	30	30		2
10-	Early clinical exposure	90	30	60	4
11-	Arabic	30	30		2
12-	Baath party crimes	30	30		2
	Total	930 h	600 h	330 h	51 unit

Total theory and practical session hours and credits

No.	subjects	Theory credits	Practical credits	Total Credits
1-	Anatomy	3h for each semester total hours 90h Total credits = 6 units	2h /weekly and 60h for 30wk total credits = 2unit	8
2-	Physiology	4h for each semester total hours 120h Total credits = 8 units	2h /weekly and 60h for 30wk total credits = 2unit	10
3-	Biochemistry	3h for each semester total hours 90h Total credits = 6 units	2h /weekly and 60h for 30wk total credits = 2unit	8
4-	Histology	2h for each semester total hours 60h Total credits = 4 units	2h /weekly and 60h for 30wk total credits = 2unit	6
5-	Embryology	1h for each semester total hours 30h Total credits = 2 units		2
6-	General pathology I	1h for each semester total hours 30h Total credits = 2 units		2
7-	Computer	1h for each semester total hours 30h Total credits = 2 units	1h /weekly and 30h for 30wk The total credits = 1unit	3
8-	Behavior sciences	1h for each semester total hours 30h Total credits = 2 units		2
9-	Thinking technique	1h for each semester total hours 30h Total credits = 2 units		2
10-	Early clinical exposure	1h for each semester total hours 30h Total credits = 2 units	2h /weekly and 60h for 30wk The total credits = 2unit	4
11-	Arabic	1h for each semester total hours 30h Total credits = 2 units		2
12-	Baath party crimes	1h for each semester total hours 30h Total credits = 2 units		2
	Total	40 unit	11 unit	51 unit

Learning Resources

All of the core information in second year is covered by lectures , practical sessions , small group learning sessions, problem base learning /students base learning that is associated with them , with early clinical exposure in hospital department , emergency department and health care centers .

Large group lectures (LGT):-

In second stage , about two third of the core content of the curriculum will be delivered via informative lectures. Each lecture is accompanied by lecture handouts that will be uploaded beforehand on the Medical College's website. These handouts include: the title of the lecture, the learning objectives, problem base learning , the relevance of the lecture to clinical features , laboratory test and finally short summary about the subject with give simple students base learning . Recommended reading in core textbooks is also indicated for each lecture. You are advised to read the lecture outlines prior to the lectures themselves.

Practical sessions:-

The second stage contains laboratory sessions as in laboratory department like (Anatomy , Physiology , Biochemistry , Histology and computer) and early clinical exposure in (hospital department , emergency department and health care centers) to reach your ultimate learning outcomes. With check students' lists of groups and subgroups in the laboratory room and clinical sessions .

Small Group Learning (SGL):-

In each session you will be faced with a clinically orientated scenario before being asked to work in small groups in discussion under the supervision of a facilitator whose job is to encourage you to go and learn for yourself rather than to teach you best information. You are required to read the case scenario beforehand (which is uploaded on classroom) and prepare answers to related questions.

Seminars / tutorials?

These activities will be delivered on each group separately in the practical labs ; it is for topics that require active participation from students to allow open discussion and brain storming amongst them under the supervision of a tutor.

Library:-

You have access to Main Library in College which contains many publications (textbooks & journals) on basic sciences and clinical material of medicine.

If you have any questions about how to use library facilities please do not hesitate to ask members of the library staff.

Students base learning:-

A great element of success in our integrated curriculum depends on your extensive, inner-motivated, and continuous life-long learning. Your proper use of all the previous learning resources will reflect your responsibility in acquiring the requisite knowledge, skills, and professionalism during your progress in this year the successive years.

What do you expect from us?

-Well organized timetable published on the College's website and handbook, a primary design of Second Year, timetable is shown in **appendix III** .

-Teaching sessions to take place as detailed in the timetable, or to be re- scheduled without delay if unavoidably cancelled.

-Lecturers to be uploaded on the net before the date of the teaching sessions.

-The teaching sessions should deliver the core information detailed in the objectives and lecture outlines

- Hand book to be prepared for each subject.

-Help and advice from the year coordinators, group moderators and lecturers if required .

- Describe the (Academic Program and Course Description Guide) for each branch of basic science as detailed .

- Describe the (blue print) for each branch of basic science as detailed .

What do we expect from you?

-Prepare for formal teaching sessions by reading the outlines, including the aims and objectives, and by referring to the recommended background reading.

-Attend all formal learning sessions and arrive promptly on time.

-Be responsible for your own learning .

-Behave courteously to your colleagues and the lecturers during the learning sessions.

-Ensure that all mobile phones are switched off during lectures. Allowing these devices to ring during lectures is disruptive for your colleagues and is discourteous to the lecturer .

-Monitor your own progress by attending and participating in the formative assessment forms .

-Seek help if you are worried about your progress.

-Tell us openly and honestly your feedback about the progress of the year.

How much work you are expected to do?

It is very hard to give you exact guidance on how much work you should do during this year as everyone learns at different speeds. This is a part-time course and it is expected therefore that your time Sunday – Thursday (8:30 -3:30) will be devoted to your studies. In addition it is likely that you will need to occupy at least few hours most evenings studying.

When comparing physically to your peers you should compare your level of knowledge, and not the amount of time taken to attain it! Formative assessments throughout the year will help you compare your progress with our expectations and your peers.

Venues of learning:

- All lectures will be held in large lecture apartment
- The Practical sessions will be held in the laboratory (Lab I , Lab II) of the concerned department.
- Early clinical exposure in hospital department , emergency department and health care centers .
- Skill laboratory: found beside of the Basic sciences building .
- Library: found in the first floor - near the interior student housing building / near the college of dentistry building.
- You should check the timetable to confirm where your teaching will take place as shown in **appendix III** .

Attendance / Absence

Students are required by university regulations to be present during day time from 8:30 a.m. till 3:30 p.m

- Student attendance at all year Two teaching is compulsory. This means that you are required to attend all.
- Lectures(in lecture halls).
- Practical classes.
- Team Based learning sessions for clinical skills .
- Feedback sessions.
- Formative and summative assessment .

Assessment according to (blue print and bloom levels) and regarding to learning outcome :-

In College of Medicine; there are two parts of Assessments:

1- Formative assessment :-

These assessments occur at specified dates of the time-table and are compulsory. You will be presented with questions either in Lecture halls or on-line. The questions are in a similar format to those you will encounter in the end-of course summative assessments and are to allow you to monitor your progress. Your marks are not recorded for summative purposes and will not count towards your degree. During the timetabled session, a tutor will discuss the answers with the class. It is in your best interests to complete the formative assessment questions so that you can monitor your progress through the subject intake and identify any areas where additional work is required. In addition to the written formative assessments, there will be the opportunity to attempt formative assessment questions in the clinical teaching sessions, SGT sessions and practical classes .

There are at least 1-2 formative exam for each subject through online by classroom , or in LGL , or small group teaching , to let students experience exam and to assess their learning capacity during the course . However , the formative exam have no mark (Note: all student should participate in the formative exam) .

2- Summative Assessment :-

This assessment is designed to test core knowledge and thus you may be asked questions on any area that has been covered in the LGTs, Clinical Teaching Sessions, TBLs, and practical sessions. Each part of the basic sciences and clinical subject is equally important and you should expect the balance of questions in the examination to reflect the balance of teaching in the subject . These assessments also occur at specified dates of the time-table; you should make use from your experience in formative assessments. Here your marks will be recorded

for summative purposes and will count towards your degree and progress to next year.

single summative exam for (1st mid semester , 2nd mid semester and half year) while the final year summative exam there are a second trial (theory and practical) if fail .

The classification of summative assessment as the following :-

Student Assessment of Year Two as shown in Examinations description table which includes :-

1- Continuous progress test (CPT) :-

It comprises students' performance in constructive quizzes during the large group teaching lectures in addition to their participation by interactive teaching and their response to questions during the lectures . The answer is discussed immediately after the quiz so the students can have a feedback of their performance . The quiz is usually either (a problem solving question with photos to explain the case , multiple choice questions , short essay , oral) intended to test students' knowledge , critical thinking , analysis and intellectual skills , of previously presented lectures . And also can assessment through students base learning through case report , log book , skills and seminars are recommended . There are 10-15 quizzes during the semester

2- 1st Mid semester exam:-

Is done at the 1st semester . It includes theory and practical exam .

3- Half year summative exam :-

Applied at the end of semester I . It includes theory exam.

4- 2nd Mid semester exam:-

Is done at the 2nd semester . It includes theory and practical exam .

5-Final year summative exam:-

Is done at the end of 2nd semester . It includes theory and practical exam .

***Assessment of skills:-** This year students will be exposed skills' assessment. Clinical skills throughout the year will be assessed by mastery assessment , at the end of the semester I ,II as shown in **appendix II** . However , the Skills assessment have marks according to grading system for each subjects .

The aim of summative and formative examination :-

To evaluate knowledge , critical thinking , analysis and problem solving abilities . Approximately 60-70% of question test knowledge and 30-40% test critical thinking and problem solving abilities

* The question formats through writing papers :-

1- Theory exam which compose the following instruction :-

Paper part I :-

Single Best Answer question . Candidates mark a computer-read form to indicate their answer to the question. Candidates are awarded (+1) mark for every correct answer and (0) for an incorrect answer. Abstentions receive (0) Marks are not deducted for incorrect answers. Computer scans are made by using individual student examination numbers to identify scripts. While every effort is made to identify any unlabeled / incorrectly labeled / illegible scripts, those not conforming to the instructions to candidates may be discarded. All rough work is written on the question paper, which must be left in the examination hall. Any student who removes the question paper from the examination hall will be disqualified and referred to College Council.

Paper part II :-

Short answer question paper:- This part consists of short answer questions or modified essay questions that may be based on brief clinical scenarios.

2- Practical exam which compose the following instruction :-

A- The practical examination consists of approximately 10-15 slides. One –two minutes for each slide. Spotting slide with MCQ .

B-Observed structured clinical Examination (OSCE): This will be performed at final year of the end of semester II . It will be composed of stations for evaluating your clinical examination, and communication skills for early clinical exposure .

C-History taking and the physical examination :- Oral Presentation of History Taking and physical examination at least a part of each system will be assessed as a part of Clinical Attachments for early clinical exposure .

Log book :- for each basic clinical sciences and clinical department according to stage students , and each branches of medical college. Completion of Logbook is a must in order to attend the final exam.

NOTE / He/she will never sit for the final course written exam unless he/she completed the sit requirements including , attendance, log book documentation and skills mastery.

*Time for 1st mid semester and 2nd mid semester exam would be 1 hour, and 2hour for half year exam , and final year theoretical exam would be 3 hours and final year practical exam for 30minute .

Examinations description table :-

Examination	Description	marks
1- 1 st Mid semester theory exam	Short answered questions, M.C.Qs. , case presentation with short answer and Continuous progress test (CPT)	10 M
2-Half year exam	Short answered questions, M.C.Qs. , case presentation with short answer	20M
3-2 nd Mid semester theory exam	Short answered questions, M.C.Qs. , case presentation with short answer and Continuous progress test (CPT)	10M
4-Final year theory exam	Short answered questions, M.C.Qs. case presentation with short answer and matching .	40-45 M
5- Final year Practical exam	Observed structured clinical Examination (OSCE), History taking , M.C.Q	15-20 M

*The minimum passing grades (Faculty by laws) is 50 marks.

***Re-sit Examinations :-** Students who fail in the final graded mark will be required to re-sit (second sitting) the Final year examination (theory and practical exam) . Students, who fail at the second-sitting examination, will be allowed to re-sit the year with full attendance.

To evaluate assessment of students by :-

The final graded mark

The annual assessment marks (40m) has been calculated as :-

10 marks for 1st mid semester summative exam (theory exam and CPT) .

10 marks for 2nd mid semester :- summative exam (theory exam and CPT) .

20 marks for half year exam (theory exam) .

60 marks for final year exam (15-20M for practical exam and 40-45 for theoretical exam) .

References & textbooks: -

During each course , you will learn about several subjects related to a common system or core clinical problem, the following list of references will aid your learning process:

1- Anatomy :-

- Moore, K.: Essential Clinical Anatomy
- McMinn's Clinical Atlas of Human Anatomy.
- Drake, R., Wayne, V. & Mitchel, A.: Gray's Anatomy for Students
- Agur, A. & Dalley, A.: Grant's Atlas of Anatomy.
- Gosling's Color Atlas & Textbook of Human Anatomy

2-Physiology

- Guyton and Hall Textbook of Medical Physiology
- Ganong Review of Medical Physiology.

3- General pathology

Robbins & Cotran Pathologic Bases of Diseases 10th edition

4-Histology

- Curran's Atlas of histopathology
- Junqueiras Basic Histology Text & Atlas (LANGE)

5- Biochemistry

- Lippincott's illustrated reviews Biochemistry Denise R Ferrier
- Harpers Illustrated Biochemistry
- Martin A Crook , Clinical biochemistry and metabolic medicine , Hodder Arnold , 4th ed.

6-Emberiology

LANGMANS / medical embryology : fifteenth edition

7- Thinking Technique

- A. Facione PA. Critical Thinking: What It Is and Why It Counts.
- B. Groopman J. How Doctors Think.
- C. Norman G, Eva K. Diagnostic Error and Clinical Reasoning.

8- Behavior Sciences

BRS behavior sciences
Kaplan Behavior Sciences and sciences review

9- Early Clinical Exposure

Medical Council of India. Competency Based Undergraduate Curriculum for the Indian Medical Graduate (2018).

Dent JA, Harden RM. A Practical Guide for Medical Teachers.

WHO. Community-Based Education of Health Personnel.

10-Arabic

نهج البلاغة للامام علي (ع)

شرح تفسير القران العظيم

البلاغة والتطبيق

الغية ابن مالك

11- Baath party crimes

المقابر الجماعية في العراق

الاحتلال الحربي

التلوث البيئي

12- computer

1- Graham Brown ,David Watson , "Cambridge IGCSE Information and Communication Technology " 3rd Edition (2020).

2- Alan Evans ,Kendal Martin ,Mary Anne Poatsy, "Technology in Action Complete"

3- Ahmed Banafa, "Introduction to Artificial Intelligence(AI)", 1st Edition (2024).

Appendix I :- List the basic sciences , clinical subjects with moderators

	subject	Moderators
1-	General pathology II	Dr Shoroq Mohamed Al-Temimi: shoroq.abas@qu.edu.iq Dr. Aws Alsalih : aws.alsalih@qu.edu.iq Dr. Maather Hussein: maather.hussein@qu.edu.iq Dr. Esraah Alharris : esraah.alharris@qu.edu.iq Dr. Hamid Rjeib: hamid.rjeib@qu.edu.iq Dr. Dina saleh : dina.saleh@qu.edu.iq
2-	Anatomy	Dr. Thair wali ali : thair.ali@qu.edu.iq Dr. Asaad abdalhussein : asaad.alshouk@qu.edu.iq Dr. Mohammed saeed : Mohammed.Saeed@qu.edu.iq
3-	Biochemistry	Dr. Anwar jassib : anwar.almzaiel@qu.edu.iq Dr. Ferdous Abass : Ferdous.alturaihy@qu.edu.iq Dr. Ahmed Ghdhban : ahmed.alziaydi@qu.edu.iq Dr. Haider abdalgebar : haider.alammar@qu.edu.iq Dr. Ajil abdalhussein : ajil.alzamily@qu.edu.iq
	Physiology	Dr. Abbas Sabbar : abbas.sabbar@qu.edu.iq Dr. Huda jabar : huda.budairy@qu.edu.iq Dr.Nael Mohammed sarheed: nael.mohammed.sarheed@qu.edu.iq
	Histology	Dr. Muqdad Ahmed : muqdad.shihab@qu.edu.iq Dr. Sahar Dakhel : sahar.yonis@qu.edu.iq Dr. Hams Hussein : hams.hashim@qu.edu.iq
	Embryology	Dr. Alaa shaalan : alaa.hachem01@gmail.com
	computer	Dr. Nibras Yossif : nibras.yossif@qu.edu.iq
	Baath party crimes	Dr. Hiba Hashim : hiba.hashim@qu.edu.iq
	Early Clinical Exposure	Dr- Ahmed Ali : Ahmed.a.obaid@qu.edu.iq Dr. suhad : suhad.abdlkadhim@qu.edu.iq Dr. Zanib : Zainb.hashim@qu.edu.iq Dr-Shima : shaimaa.abdulameer@qu.edu.iq Dr. Sara : sara.ahmed@qu.edu.iq Dr. Alyaa : alyaa.akadhem@qu.edu.iq Dr. Shaimaa Majeed : shaymaasham.mari2000@gmail.com Dr. Afrah mohammed : afrahmjm85@gmail.com Dr. Saad Abass : saadabbaspaediatrics@gmail.com Dr. Ramy Emad : Ramyemad904@gmail.com Dr.Mustafa Jawad: mustafajawadjanabi@gmail.com Dr.Dhaya Yasim: drdhayasim@gmail.com Dr. Maroa Abd Al-zahra
	Thinking technique	Dr. Maal abd Kadkhim : maal.a.kadhim@qu.edu.iq Dr. Sanna Abdalahussian : sanna.abdalahussian@qu.edu.iq Dr. Farah salah : farah.s.abdulreda@qu.edu.iq
	Behavior sciences	Dr. Sahar : sahar.albermany@qu.edu.iq
	Arabic	Dr. Assad Gali : assad.gali@qu.edu.iq
	Directors	Professor Dr. Shoroq Mohamed AL-Temimi : shoroq.abas@qu.edu.iq Professor Dr. Manal Mohammed Khadin : Manal.kadhim@qu.edu.iq

Appendix II: List of Skills in Second year:

<p>1- Vital Signs Measurement A-Pulse rate B- Blood pressure (BP) C- Respiratory rate. D- Temperature</p> <p>2- ECG recording 3- Spirometry 4-Visual tests: acuity by Snellen chart , field 5- examination of pupillary& light reflex</p> <p>5- Auditory tests: Rinne’s and Weber’s test 6- Reflex testing 7- Collection of blood sample /Venous &Capillary</p> <p>8- Blood typing 9-bleeding/clotting time.</p>	Physiology
<p>2 - Urinalysis</p> <p>- Including the use of dipsticks in urine examination - Including protein and glucose in urine.</p> <p>- How to interpret renal function and practicing the use of glucometer) and value the importance of these in terms of overall clinical examination</p>	Biochemistry
<p>3- How take Peripheral blood sample and comment on - Blood glucose testing (glucometer) -Lipid profile</p>	Biochemistry
<p>4- Blood film technique and interpretation</p>	General pathology
<p>5 - Tissue processing , fixation of biopsy and how prepare the slide</p>	Histology

Appendix III :- Time table for daily sessions for Second stage

Appendix III :- Time table for daily sessions for Second stage




جدول المحاضرات الاسبوعية للصف الثاني / الفصل الاول (النظام السنوي) ٢٠٢٥-٢٠٢٦
جميع الدروس النظرية في قاعة در. حمادي

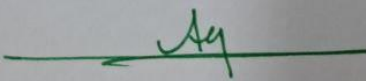


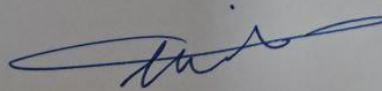
3:30 - 2:30	2:30 - 1:30	1:30 - 12:30	12:30-11:30	11:30-10:30	10:30 - 9:30	9:30 - 8:30	اليوم
Arabic	Behavioral science	Embryology	Biochemistry		Physiology		الاحد
Thinking techniques	B1+B2- Practical+ PBL Anatomy C1+C2- Practical+ PBL Physiology D1+D2- Practical+ PBL Histology E1+E2- Practical+ PBL Biochemistry F1+F2- Early clinical Exposure A1+A2- Computer	E1+E2- Practical+ PBL Anatomy F1+F2- Practical+ PBL Physiology A1+A2- Practical+ PBL Histology B1+B2- Practical+ PBL Biochemistry C1+C2- Early clinical Exposure D1+D2- Computer	E1+E2- Practical+ PBL Anatomy F1+F2- Practical+ PBL Physiology A1+A2- Practical+ PBL Histology B1+B2- Practical+ PBL Biochemistry C1+C2- Early clinical Exposure D1+D2- Computer		A1+A2- Practical+ PBL Anatomy B1+B2- Practical+ PBL Physiology C1+C2- Practical+ PBL Histology D1+D2- Practical+ PBL Biochemistry E1+E2- Early clinical Exposure F1+F2- Computer		الثلاثاء
	C1+C2- Practical+ PBL Anatomy D1+D2- Practical+ PBL Physiology E1+E2- Practical+ PBL Histology F1+F2- Practical+ PBL Biochemistry A1+A2- Early clinical Exposure B1+B2- Computer	D1+D2- Practical+ PBL- Anatomy E1+ E2- Practical+ PBL Physiology F1+ F2- Practical+ PBL Histology A1+A2- Practical+ PBL Biochemistry B1+B2- Early clinical Exposure C1+C2- Computer	F1+F2- Practical Anatomy A1+A2- Practical Physiology B1+B2- Practical Histology C1+C2- Practical Biochemistry D1+D2- Early clinical Exposure E1+E2- Computer				الاربعاء
	Baath party crimes	Histology	Anatomy		Pathology		الجمعة
	Early Clinical Exposure	Computer	Anatomy	Biochemistry	Physiology		الجمعة


 ا.د. نائل محمد سرهيد الحمزاوي
 معاون العميد للشؤون العلمية والدراسات العليا


 ا.د. شروق محمد عباس التميمي
 د.ع. الامراض
 editor by
Professor Dr-Shoroq Mohamed abass




Dean of medical collage
Dr. Aqeel Raheem


vice Dean
Dr. Nael mohammed sarheed

Prof. Dr. Nael Mohammed Sarheed
 Assistant Dean of Scientific and
 postgraduate studies

Appendix III :- Time table for daily sessions for Second stage



جدول المحاضرات الاسبوعية للصف الثاني / الفصل الاول (النظام السنوي) ٢٠٢٥-٢٠٢٦
جميع الدروس النظرية في قاعة د. حمادي



3:30 – 2:30	2:30 – 1:30	1:30 – 12:30	12:30-11:30	11:30 -10:30	10:30 - 9:30	9:30 - 8:30	اليوم
Arabic	Behavioral science	Embryology	Biochemistry		Physiology		الاحد
Thinking techniques	B1+B2- Practical+ PBL Anatomy C1+C2- Practical+ PBL Physiology D1+D2-Practical+ PBL Histology E1+E2- Practical+ PBL Biochemistry F1+F2- Early clinical Exposure A1+A2- Computer	E1+E2- Practical+ PBL Anatomy F1+F2- Practical+ PBL Physiology A1+A2- Practical+ PBL Histology B1+B2- Practical+ PBL Biochemistry C1+C2- Early clinical Exposure D1+D2- Computer	A1+A2- Practical+ PBL Anatomy B1+B2- Practical+ PBL Physiology C1+C2- Practical+ PBL Histology D1+D2- Practical+ PBL Biochemistry E1+E2- Early clinical Exposure F1+F2 - Computer				الاثنين
	C1+C2- Practical+ PBL Anatomy D1+D2- Practical+ PBL Physiology E1+E2-Practical+ PBL Histology F1+F2-Practical+ PBL Biochemistry A1+A2- Early clinical Exposure B1+B2- Computer	D1+D2- Practical+ PBL - Anatomy E1+ E2- Practical+ PBL Physiology F1+ F2- Practical+ PBL Histology A1+A2- Practical+ PBL Biochemistry B1+B2- Early clinical Exposure C1+C2- Computer	F1+F2- Practical Anatomy A1+A2- Practical Physiology B1+B2- Practical Histology C1+C2- Practical Biochemistry D1+D2- Early clinical Exposure E1+E2- Computer				الثلاثاء
	Baath party crimes	Histology	Anatomy		Pathology		الاربعاء
	Early Clinical Exposure	Computer	Anatomy	Biochemistry	Physiology		الخميس

ا.د. نائل محمد سرهيد الحمزاوي

معاون العميد للشؤون العلمية والدراسات العليا

editor by

Professor Dr-Shoroq Mohamed abass

Dean of medical collage
Dr. Aqeel Raheem

vice Dean
Dr. Nael mohammed sarheed